

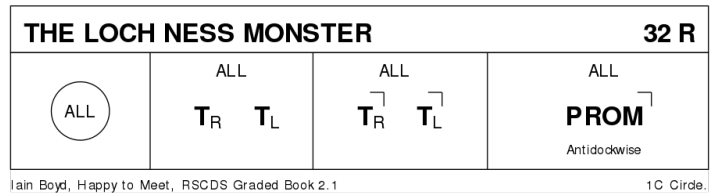
Kitchener-Waterloo 2019 Burns Supper

1 THE LOCH NESS MONSTER R32 · 1C

Iain Boyd: A Second Book of Graded Scottish Country Dances · Crib: MiniCribbs · Diagram: Keith Rose's Diagrams

Circle with partner on Man's right

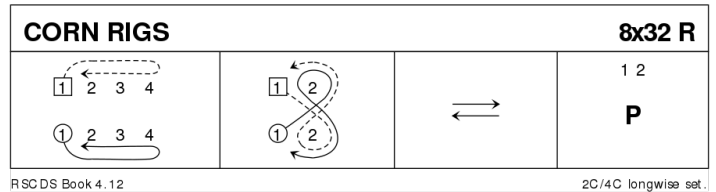
- 1-8 All circle 8H round & back
- 9-16 All turn partners RH, all turn partners LH & end facing »corner« person
- 17-24 All turn corners RH, all turn corners LH & end joining hands with »corner« in Promenade hold facing anticlockwise (Lady on Man's right)
- 25-32 All Promenade round to finish in circle



2 CORN RIGS R32 · 2/4L

RSCDS IV 12 · Crib: E-cribs · Diagram: Keith Rose's Diagrams

- 1- 1c cast off behind own lines ; turn inwards and dance up to places
- 9- 1c Fig8 round 2c
- 17- 1c lead down the middle and up
- 25- 1c+2c Poussette



3 CANADIAN BARN DANCE X16 · 1RR

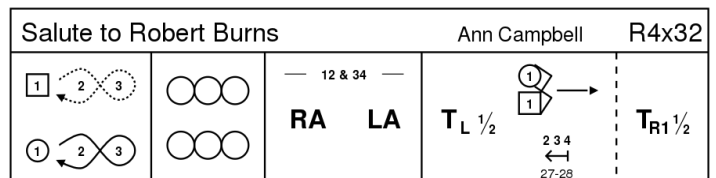
B Durrands: Collins Pocket Reference: Scottish Country Dancing · Crib: E-cribs

- 1-4 move forwards with 3 runs (outer foot starting) and a hop | repeat backwards
- 5-8 move away from partner with the same step and clap on the hop | and back into ballroom hold
- 9-12 Slip- in-slip-hop in line of dance (RR cclw) | same back
- 13-16 progress RR cclw with half turns in step-hop and open out to begin again

4 SALUTE TO ROBERT BURNS R32 · 4/4L

Ann Campbell: Saint Andrews of Brampton Book 2 · Crib: MiniCribbs · Diagram: Heiko's Diagrams

- 1-8 1s dance Figures of 8 on sides round 2s+3s (RSh to 2s to start)
- 9-16 All dance RSh reels of 4 on sides
- 17-24 1s+2s also 3s+4s dance RH across & LH back
- 25-32 1s 1/2 turn LH, dance in prom hold to bottom (2s+3s+4s step up bars 27-28) & turn RH 1.1/2 times

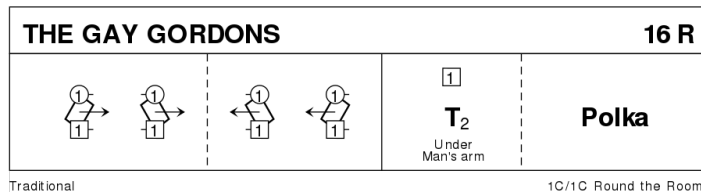


5 GAY GORDONS X16 · 1RR

Collins Pocket Reference: Scottish Country Dancing · Crib: E-cribs · Diagram: Keith Rose's Diagrams

Circle, all C face cclw.

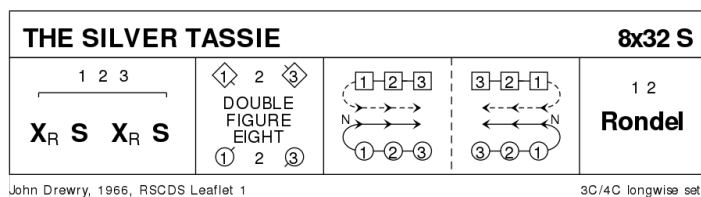
- 1- March 4 steps in Allemande hold (L.R.L.R). swiveling R on 4th step, to face clw | March 4 steps backward (L.R.L.R.) ; repeat
- 9- M marches (or dances) 8 steps forward, **while**{4} P advances swiveling R under his up-raised right arm ; Take ballroom hold and polka (or waltz), finishing in original position, ready to repeat



6 THE SILVER TASSIE S32 · 3/4L

John Drewry: The Leaflet Dances with Music · Crib: E-cribs · Diagram: Keith Rose's Diagrams

- 1- 1c+2c+3c cross RH | set ; repeat
- 9- 1c+3c DbIFig8 round 2c (1c cross down, 3c cast up)
- 17- 1c followed by 2c+3c dance down the middle (2c & 3c divide) ; 1c (leading) +2c+3c dance up
- 25- 1c+2c Rondel (2,1,3).

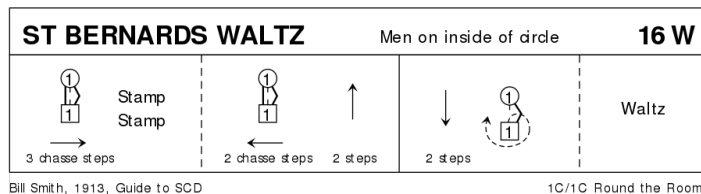


7 ST BERNARD'S WALTZ W16 · 1RR

Bill Smith: Collins Pocket Reference: Scottish Country Dancing · Crib: E-cribs · Diagram: Keith Rose's Diagrams

Couples in circle RR in Ballroom hold, men on inside

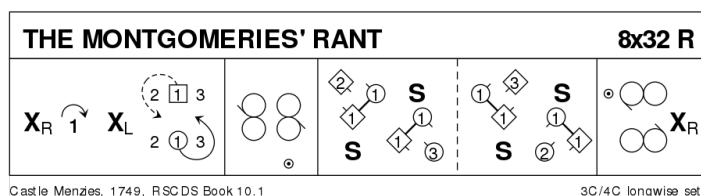
- 1- 3 steps sideways (W Right, M Left), stamp both feet ; 2 steps back | two steps towards centre (M start L foot, W R foot)
- 9- 2 steps back in | W turns about on the spot under the joined hands ; Waltz onwards round the room



8 THE MONTGOMERIES' RANT R32 · 3/4L

Castle Menzies (18C): RSCDS X 1 · Crib: E-cribs · Diagram: Keith Rose's Diagrams

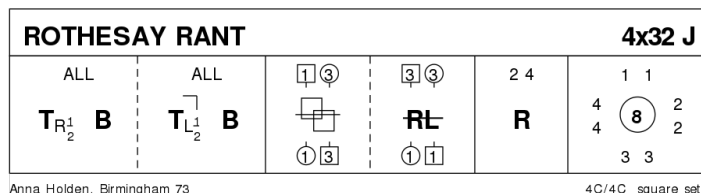
- 1- 1c cross RH | cast off (2c up) ; cross LH | cast L (W up, M down)
- 9- 2c+1W & 1M+3c Rsh Reels3 across
- 17- 1c NHJ set to 2W (swivel ½ inwards), set to 3M (veer L together), set to 3W (swivel ½ inwards), set to 2M (and face own 2cnr)
- 25- Reels3{6} on the sides, Rsh to 2cnr | 1c cross RH to 2pl



9 THE ROTHESAY RANT J32 · 4S

Anna Campbell Holden: Collins Pocket Reference: Scottish Country Dancing · Crib: E-cribs · Diagram: Keith Rose's Diagrams

- 1- All C ½ RH turn and set in circle, ½ LH turn with corner and set, W face in at end
- 9- 1c+3c ½ L-Chain, ½ R&L
- 17- 2c+4c repeat
- 25- All circle8 and back.

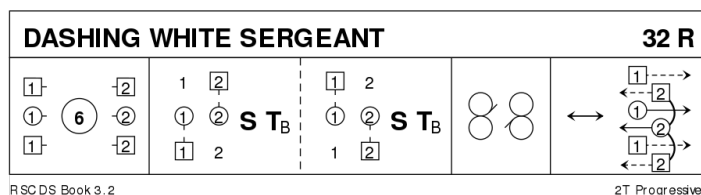


10 THE DASHING WHITE SERGEANT R32 · 3+3RR

RSCDS III 2 · Crib: E-cribs · Diagram: Keith Rose's Diagrams

Trio face trio RR.

- 1- Circle6 and back
- 9- Each centre person sets to RH P and turns him/her BH ; repeat with LH P
- 17- Reel3 across, Lsh to RH P
- 25- In lines of 3 across A&R ; advance Rsh through the opposite line of 3 to meet the next line of 3.

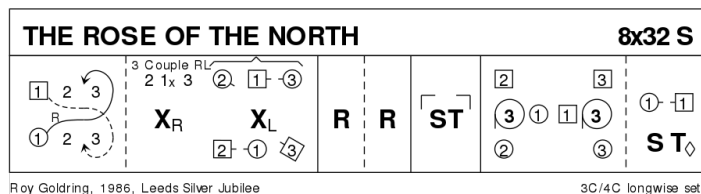


Many variations in handing, polite turns and shoulder exist

11 THE ROSE OF THE NORTH S32 · 3/4L

Roy Goldring: Silver Jubilee 25 - Leeds Branch · Crib: E-cribs · Diagram: Keith Rose's Diagrams

- 1-4 1c lead down, cross below 3c and cast up into 2plx (2c up)
- 5-16 2c+1c+3c R&L for 3 couples
- 17- 1c set to and turn corners, to finish BtoB in the centre, 1M facing up, 1W facing down
- 25- 1M+2c & 1W+3c Circle3 L (at end 1c pull Rsh back to face P) ; 1c set, petronella to 2pl



12 THE REEL OF THE ROYAL SCOTS R32 · 3/4L

Roy Goldring: The Leaflet Dances with Music · Crib: E-cribs · Diagram: Keith Rose's Diagrams

- 1- 1W+2W (1M+2M) turn LH (RH) ½, finishing 1c BtoB in 2pl | All set as in DTr ; 1W+3W (1M+3M) turn RH (LH) ½ | 2c+3c+1c set as in DTr
- 9- 1c followed by 3c dance up between 2c, cast off ; dance NHJ down through 3pl, cast up to face 1cnrs, 3c looping into 3pl
- 17- 1c turn 1cnrs RH, pass Rsh (cnrs dance for {4}) ; turn 2cnrs RH (same), and cross Rsh to (2,1,3)
- 25- All circle6 and back

